

Instructor Guide

A ROOF OVER YOUR HEAD

FDIC

Money Smart



FDIC Money Smart for Young Adults



Building: Knowledge, Security, Confidence

Module 8: A Roof Over Your Head Layering Table.....	3
Getting Started	5
Purpose.....	5
Presentation Time	5
Materials and Equipment.....	5
Module Activities	5
Icons.....	6
Character Usage	7
Checking In.....	9
Welcome	9
Introductions.....	9
Purpose.....	9
Objectives	10
Agenda and Ground Rules.....	10
Student Materials	10
What Do You Know?	11
Pre-Assessment.....	11
Thinking About Moving Out	15
Renting versus Buying	16
Renting Your Own Space.....	18
Buying a Home.....	24
The Mortgage Payment.....	30
Mortgage Shopping.....	32
Predatory Lending Practices	35
Module Summary	39
Knowledge Check	40
Glossary.....	43
For Further Information	45

Module 8: A Roof Over Your Head Layering Table				
<i>Please read the Layering Table Instructions in the <u>Guide to Presenting Money Smart for Young Adults</u>.</i>				
Pages	Time (Min.)	Topic	Subtopic & Activities	Target Audiences
9-14	5	Checking In		<ul style="list-style-type: none"> • Everyone
15	5	Thinking About Moving Out		<ul style="list-style-type: none"> • Those considering moving into their own apartment or home in the future
16-17	5	Renting versus Buying	Advantages/disadvantages of renting and home ownership	<ul style="list-style-type: none"> • Everyone
18-23	15	Renting Your Own Space	Lease; costs to move in: security deposit, upfront payments, additional fees, utility connection fees; monthly expenses: rent, fees, utilities, renters insurance; rent increases; sharing space: roommates <ul style="list-style-type: none"> • Activity 1: Can You Afford to Rent? 	<ul style="list-style-type: none"> • Those considering renting an apartment by themselves or with a roommate
24-29	20	Buying a Home	Mortgage costs, down payment, Am I Ready to Buy a Home? Checklist, Four Cs, help for purchasing <ul style="list-style-type: none"> • Activity 2: Is Ramón Ready to Buy? 	<ul style="list-style-type: none"> • Anyone considering purchasing a home in the future
30-31	15	The Mortgage Payment	Mortgage payments: principal, interest, taxes, insurance (PITI); Private Mortgage Insurance (PMI); escrow <ul style="list-style-type: none"> • Activity 3: Can Ramón Afford a Mortgage? 	<ul style="list-style-type: none"> • Anyone considering purchasing a home in the future
32-34	5	Mortgage Shopping	Mortgage options; shop, compare, negotiate; Fair	<ul style="list-style-type: none"> • Anyone considering purchasing a home in the

Module 8: A Roof Over Your Head Layering Table

Please read the Layering Table Instructions in the [Guide to Presenting Money Smart for Young Adults](#).

Pages	Time (Min.)	Topic	Subtopic & Activities	Target Audiences
			Housing Act, settlement	future
35-38	15	Predatory Lending Practices	Predatory lending practices, how to avoid predatory lenders <ul style="list-style-type: none"> • Activity 4: Predatory Lending Practices 	<ul style="list-style-type: none"> • Anyone considering purchasing a home in the future
39	5	Module Summary		<ul style="list-style-type: none"> • Everyone
40-42	5	Knowledge Check		<ul style="list-style-type: none"> • Everyone

Getting Started

Purpose

A Roof Over Your Head will give students the information they need to make informed choices about renting their first apartment. It also reviews the basics of getting a mortgage, helps students make decisions, and answers questions to determine their readiness to buy a home of their own.

Presentation Time

Each topic has an approximate completion time listed in the *A Roof Over Your Head* Layering Table. Completing this entire module could take more than 2 hours. Use the suggested times to personalize the module based on your students' needs and the given time period. Allow extra time for activities and questions when teaching larger groups.

Materials and Equipment

The materials and equipment needed to present all of the *Money Smart for Young Adults* modules are listed in the *Guide to Presenting Money Smart for Young Adults Curriculum*. Review the guide thoroughly before presenting this module.

Module Activities

- Activity 1: Can You Afford to Rent?
- Activity 2: Is Ramón Ready to Buy?
- Activity 3: Can Ramón Afford a Mortgage?
- Activity 4: Predatory Lending Practices

Icons

The following icons are used throughout the Instructor Guide and Participant Guide to indicate what type of activity will be conducted.



Learning Objectives

List the objectives to set the stage for learning.



Flip Chart

Use a flip chart to document students' comments or write important points for students to remember.



Presentation

Present information or demonstrate an idea.



Review

Refer students to and summarize material provided in the Participant Guide.



Activity

Guide students through an activity to support their learning.



Assessment

Direct students to take a short test.



Discussion

Facilitate a discussion about a topic as directed.



Ask a Question

Present a problem or question for discussion.

Character Usage

The following characters will be used in the situational comic strips in the module to show the students a real-world application of the content. The comic strips and characters can be used to facilitate discussions related to the module content.



Jasmine

Jasmine is an 11th grade student at Lakeview High School. Her activities include hanging out with friends and going shopping. In school, her favorite subject is English and she also swims on the swim team. She works part time on the weekends around the holidays in her aunt's gift shop nearby, and has a younger brother named Dominique. Jasmine wants to go to an in-state college and plans to be an exercise physiologist.



Todd

Todd, a sophomore at Lakeview High School, is shy with a very sarcastic sense of humor. He is always avoiding social situations because he comes from a lower income family and cannot afford to do the things the other teens are doing. He is very intelligent and is planning to attend college, but he is not sure how he will pay for it or where he will go. Todd works part-time at a fast food restaurant and the local grocery store, and is saving all he can for college.



Ramón

Ramón was born in the United States (U.S.), but his parents are from Peru; they came here when they were teenagers themselves. Ramón is 18 and preparing to graduate from Lakeview High School. He will be attending college on a soccer scholarship to study mechanical engineering, since his dream job is to work for NASA. Ramón has a little sister, and an older brother who is a pilot in the Air Force. He likes to take his girlfriend to the movies or to play mini golf with money he earns

working as a technician at a local computer shop.

Grace



Grace is an artistic student who wants to go to Fashion Design School after she graduates high school, but her parents want her to go to college. She does not really fit in to the “high school scene,” but the teachers really see potential in her to do great things. She works at a clothing store at the mall, and spends the rest of her time on her fashion sketches. Since her parents are totally against Grace going to Fashion Design School, she is very careful with her money so she can continue to buy design supplies.

Checking In

Welcome



Getting your first apartment or home is fun and exciting! However, the costs of putting a roof over your head involve more than simply paying the monthly rent or mortgage. This module will help you to be prepared when the time comes for you to have your own apartment or house.

Introductions



Before we get started, I will share a little about myself and I would like to know a little bit about you.

[Introduce yourself and share a little of your background and experience.]

Record students' expectations, questions, and concerns on chart paper. If there is anything you will not teach, tell students where the information can be obtained (e.g., another module, a website). Check off their responses at the end of the training to show that the lesson content met their expectations.

As you introduce yourself, state:

- Your expectations
- Questions and/or concerns about the training content

Purpose



A Roof Over Your Head will give you the information you need to make informed choices about renting your first apartment, determining your readiness to buy a home, and buying a home of your own.

Objectives



Objectives

- Identify initial and continuing costs of renting an apartment.
- List questions to ask when determining if you are ready to buy a home.
- List the costs associated with renting and owning.
- Describe the benefits and pitfalls of renting versus owning a home.
- Identify how you can guard against predatory lending practices.

Slide 2: Objectives

After completing this module, you will be able to:

- Identify initial and continuing costs of renting an apartment.
- List questions to ask when determining if you are ready to buy a home.
- List the costs associated with renting and owning.
- Describe the benefits and pitfalls of renting versus owning a home.
- Identify how you can guard against predatory lending practices.

Agenda and Ground Rules



In addition to me presenting material to you, we will have classroom and small group discussions and exercises that allow you to practice what you have learned.

If you have experience or knowledge in some aspect of the material, please share your ideas with the class. One of the best ways to learn is from each other. You might be aware of some method that has worked well for you or some pitfall to avoid. Your class contribution will enhance the learning experience. If something is not clear, please ask questions!

Student Materials

Refer students to the Participant Guide. Review its contents and organization.

Each of you has a copy of the *A Roof Over Your Head Participant Guide*. You can take it home and use it as a reference. It contains:

- Information and activities to help you learn the material
- Tools and instructions to complete the activities
- Checklists and tip sheets
- A glossary of the terms used in this module

What Do You Know?



Use the Pre-Assessment to gauge students' prior knowledge of the content, and customize your presentation focusing on content with which they are the least familiar.

Before we begin we will see what you know about banking services.

Take a few minutes to complete the Pre-Assessment beginning on page 6 of your Participant Guide. It will not be scored and you will be able to determine whether you answered each question correctly as we progress through the module.

Which questions were you unsure of or unable to answer? *[Note: If time is limited, make sure you cover these content areas.]*

What questions do you have about the module overview?



Pre-Assessment

1. One large cost of getting an apartment is the:
 - a. **Security deposit**
 - b. Interest payment
 - c. Escrow
 - d. Mortgage

2. The best choice below for keeping rent affordable is to:
 - a. Ask for a rent extension
 - b. **Get a roommate**
 - c. Choose not to have utilities connected
 - d. Have a pet

3. When you apply for a lease, the landlord will usually require:
 - a. A request for new carpeting
 - b. An interest payment
 - c. **A security deposit and rent paid up front**
 - d. Private Mortgage Insurance (PMI)

4. Jake is thinking of buying a house. What is the most important question he should ask himself?
 - a. Can I get a dog?
 - b. Will the water heater work?
 - c. What kind of lawnmower should I buy?
 - d. Am I financially ready?**

5. Maddie graduated from high school this year and has her first job. She feels ready to move into her own space and has \$1,200.00 in savings. Which is the best choice for her?
 - a. Renting, because she does not have enough saved to buy a house**
 - b. Buying a house, because she can build equity for more money
 - c. Renting, because she heard she can save on taxes
 - d. Buying, because she can play her stereo as loud as she wants

6. A mortgage is:
 - a. A loan to buy a home**
 - b. Money used as a down payment
 - c. Money set aside to pay taxes
 - d. A fee to pay when you rent an apartment

7. What are the advantages of owning a home? Select all that apply.
 - a. You are not responsible for property maintenance and upkeep
 - b. You can reduce your income taxes by deducting mortgage interest and property taxes**
 - c. You will have costs (e.g., property taxes, maintenance expenses, homeowner's insurance)
 - d. You may be able to build equity**

8. When renting an apartment or home:
- a. **Your payment for rent may increase**
 - b. Homeowner's insurance will be required
 - c. You are responsible for property taxes
 - d. You are the owner of the property
9. An escrow account is for:
- a. Money used as a down payment
 - b. **Money set aside to pay property taxes and homeowners insurance**
 - c. A loan to buy a home
 - d. A fee to pay when you rent an apartment
10. Charles is thinking of buying a house. Which questions should he ask himself before buying? Select all that apply.
- a. **Where do I want to live?**
 - b. **What type of home do I want?**
 - c. How do I want to furnish the home?
 - d. **Am I financially ready and able to buy a house?**
11. What are the benefits of renting?
- a. You can build equity
 - b. Your rent might increase
 - c. **Property maintenance is the responsibility of the landlord**
 - d. You receive a federal tax deduction for your mortgage interest
12. Which of the following are signs of predatory lending practices and loan scams? Select all that apply.
- a. **Demand for upfront fees**
 - b. Verbal promise documented in writing
 - c. **Contracts/documents with blank lines or spaces**
 - d. **An unsolicited offer that you are told is only valid for a few hours so you need to "act now"**
-

13. What should you do before you rent or buy a home?
- a. Read the paperwork (e.g., lease or mortgage documents)
 - b. Shop around and compare costs
 - c. Make sure you can afford the monthly payments
 - d. All of the above**
14. Which of the following statements about renters/homeowners insurance is false?
- a. It is always required if you rent**
 - b. It protects against the loss or destruction of your possessions and property
 - c. It protects you if someone is injured in your home or on your property
 - d. It covers your expenses if you cannot live in your home because of damage
15. A mortgage payment includes which of the following?
Select all that apply.
- a. Principal**
 - b. Interest**
 - c. Closing costs
 - d. Security deposit



5 minutes Thinking About Moving Out



This section will help you gauge how much students know about renting and buying a home. Share or have students read the comic strip on slide 3 or page 9 of their Participant Guide. Facilitate a discussion about renting and buying a home (e.g., How many students plan to move out on their own after high school like Grace? Do they anticipate renting or buying a place?).

A Roof Over Your Head



Slide 3: A Roof Over Your Head

Imagine that you have just finished school and you have your first full-time job. You make \$1,600.00 per month (about \$10.00/hour). Your monthly net income (or take-home pay with deductions taken out) is about \$1,200.00. You have about \$600.00 in savings from your previous part-time job.

Do you think you have enough money to move out of your parents' house and get your own apartment, or even buy your own home? *Answer: We do not have enough information to answer this question. Some of you may think you are ready to move out and get your own place like Grace. However, it depends on your personal financial situation and other factors that you will learn about today.*



What questions do you have?

5 minutes Renting versus Buying



Let us look at the advantages and disadvantages of renting and owning a home.

Advantages of Renting

Advantages of renting include the following:

- Property maintenance is the responsibility of the landlord.
- You are generally only under a rental contract for 1 year or less. That means that after the term of the lease expires, you can notify the landlord that you are moving.
- You do not have other costs associated with owning a home (e.g., property taxes or homeowners insurance).



Slide 4: Renting a Home
Click the space bar, right arrow, or mouse to display the advantages and disadvantages of renting a home.

Renters insurance can be obtained from the same companies that sell homeowners insurance, and it is generally cheaper than homeowners insurance. We will see shortly why it is generally a good idea to purchase renters insurance.

Disadvantages of Renting

When you rent:

- You are not the owner of your home.
- Your rent might increase.
- You might not be able to renew your rental contract and then you will have to find a new place to live.
- You will not receive a federal tax deduction for your rent payments; however, mortgage interest is tax deductible.



Can you think of any other benefits of renting?

Now we will look at the advantages and disadvantages of owning a home.

Owning a Home

- **Advantages:**
 - Building equity
 - Good investment
 - Tax-deductible mortgage interest
- **Disadvantages:**
 - Property maintenance and upkeep
 - Not as easy to move as renting




Slide 5: Owning a Home
Click the space bar, right arrow, or mouse to display the advantages and disadvantages of owning a home.

As a homeowner, you can enjoy several benefits:

- You can build equity. *Equity* refers to the value of the home minus the debt you owe on it. You can build equity in two ways. First, you build equity as you pay down the loan (assuming the value of your home does not drop). Second, homes may *appreciate*, or increase in value over time.
- Equity is wealth. You can borrow against it for many purposes (e.g., education, home renovations, and other long-term investments), usually at a relatively low interest rate. Be very careful and think twice before borrowing against your hard-earned home equity because you could lose your home if you do not, or cannot, pay back the loan.
- Once your mortgage is paid in full, the home is yours.
- Home ownership may reduce the amount of income tax you owe since mortgage interest and property taxes are deductible.



Can you think of any disadvantages of owning your home?

When you own a home, property maintenance and upkeep are your responsibility. You are also responsible for the additional costs of:

- Homeowner's insurance
- Other types of insurance if required by the lender (e.g., flood or earthquake insurance)
- Real estate taxes
- Homeowner's association fees, if applicable, to pay for maintenance of the common areas and the exterior of the buildings and grounds.

When you own a home, it is not as easy to move as it is when you rent. You may have to sell or rent your home before you can afford to buy or rent another one.



What questions do you have about renting or owning a home?

15 minutes Renting Your Own Space



What do you think it costs to move into a house or apartment? *Accept several answers from students. Here you can get an idea of their understanding of real costs.*



Slide 6: Renting Your Own Space

Lease

Before you rent an apartment or house, you will be asked to sign a lease. A *lease* is a legal document that protects you and the landlord by clearly stating the arrangement between the two of you.

The lease states that:

- The landlord agrees to provide you with a space that it is in “livable” condition (e.g., free of bugs and mechanical defects)
- You agree to pay a certain amount, by a certain date, and for a set time period (e.g., 1 year)
- Fees may be charged for specific items (e.g., if you make a late payment or have pets)
- Each party’s responsibilities (e.g., the landlord must maintain the property and you must keep your rental property in good condition)



Slide 7: Move In Costs

You have certain rights as a renter. Visit the U.S. Department of Housing and Urban Development (HUD) website at <http://www.hud.gov/renting/> to learn more.

Move In Costs

The costs of securing a rental property usually include:

- A security deposit

- Payment of the first month's rent
- Fees, including credit report fees or pet fees
- Costs of connecting utilities (electric, phone, and water)

Security Deposit

A security deposit is money you put on deposit with the landlord when you sign the lease. It is held in an account by the landlord during the term of your lease. The deposit is considered a guarantee that you will stay for the length of your lease term and not move out early or without notice. The security deposit is also used when you move out to help pay for any damages to the property other than normal wear and tear. If there are no damages, the money is returned to you. The amount of a security deposit can vary, but it is usually equal to at least 1 month's rent. It may be based in part on your credit history.

Upfront Payments

You must generally pay your first month's rent (or an amount that is prorated or based on the remaining days left in the month if you move in before the first of the month) along with your security deposit when you sign a lease.

Additional Fees

Non-refundable move-in fees are common in some areas. These cover the cost of preparing the rental property for your move in. Some landlords may also charge non-refundable application or credit report fees (which may be negotiable and restricted by law in some cities or states) to assess your eligibility to rent the rental property.

Utility Connection Fees

Utility companies (i.e., water, gas, electric, telephone, and cable) usually charge a connection fee to begin service. You may pay the connection fees before your service is connected or when you receive your first bill. The fees may vary from

\$35.00 to over \$100.00, depending on the services you are receiving.

Utility companies may also request a security deposit. Whether they request a deposit, and the amount they request, is generally based on your credit and utility payment history.



What questions do you have about the costs of renting?



Monthly Expenses

Your monthly renting costs may include:

- Rent
- Fees (storage, pet fees, parking, etc.)
- Utilities
- Renters insurance, which is usually optional

Monthly Expenses

- Rent
- Fees (storage, pet fees, parking, etc.)
- Utilities
- Renters insurance, which is usually optional



Slide 8: Monthly Expenses

Rent and Fees

A good rule of thumb is that you should spend no more than 30 percent of your gross income (amount before deductions are taken out) on rent. That means if your gross income is \$1,600.00, you should spend no more than \$480.00 on rent. Then you will have the remainder of your income for other expenses (e.g., additional fees, utilities, insurance, and personal expenses).

Some properties have fees in addition to the rent. For example, do you plan to have a cat or dog? Many landlords charge monthly fees and a deposit for pets. You might also pay extra to rent a storage space or a parking space in some neighborhoods.

Utilities

You will have to pay monthly utility charges, unless utilities are included in your rent. Be aware that utility bills may vary

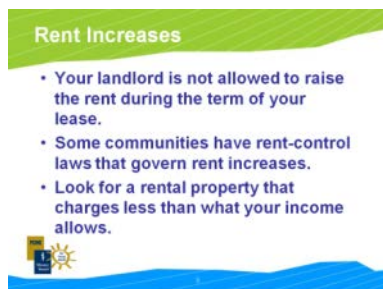
according to your use and the seasons or climate (e.g., hot or cold weather) and can become quite expensive. Many utility companies offer a budget plan so that you pay the same amount throughout the year.

Renters Insurance

Renters insurance is usually optional, although some landlords may require you to obtain coverage when you move in. Renters insurance:

- Protects you against the loss or destruction of your possessions in the event your property is stolen or damaged (e.g., through a fire or burglary)
- Covers your living expenses if you are unable to live in your rental property because of a fire or other covered circumstance
- Provides liability protection in the event that you are held responsible for another person's injury or property (e.g., if a guest trips, falls, and is injured while visiting your home)

Earthquake or flood insurance may be available at an additional cost.

A graphic for Slide 9 titled "Rent Increases". It features a green header with the title, a list of three bullet points, and a small icon of a house and sun. The background is white with a blue wavy border at the bottom.

Rent Increases

- Your landlord is not allowed to raise the rent during the term of your lease.
- Some communities have rent-control laws that govern rent increases.
- Look for a rental property that charges less than what your income allows.

Slide 9: Rent Increases

Rent Increases

Your landlord is not allowed to raise the rent during the term of your lease. For example, if you sign a 1-year lease your rent payment will stay the same for that year. However, at the end of your lease the landlord may raise your rent. Some communities have rent-control laws that govern rent increases, others do not. Be prepared. When shopping for a rental property, it is a good idea to pay *less* in rent than the maximum that your budget would permit you to pay. That way, if you stay after your lease expires, you will have some financial room in your budget to cover rent increases.

Sharing Space: Roommates



- Saves money on the costs of renting
- Consider your roommate's ability to pay his or her portion of the expenses and his or her history of paying bills on time



Slide 10: Sharing Space: Roommates



Activity 1: Can You Afford to Rent?

Complete Activity 1 in your Participant Guide

- Read the scenario
- Compare the rental costs with your estimated income, rental expenses, and living expenses
- Answer the questions



Slide 11: Activity 1 Refer students to Activity 1: Can You Afford to Rent? on page 14 in their Participant Guide.

Sharing Space: Roommates

Many young people share an apartment or house with one or more roommates to save on the costs of renting. If you are renting with others, and your name is on the lease and utility accounts, consider your roommate's ability to pay his or her portion of the expenses and his or her history of paying bills on time. If he or she is late paying bills or unable to pay the bills, you could be impacted financially (e.g., requiring you to pay more than you expected or it could affect your credit history).

Activity 1: Can You Afford to Rent?

Direct students to work in groups of three. Read the scenario. Allow 10 minutes for students to complete the exercise.

Look at Activity 1 in your Participant Guide. Review the rental costs at Pine Tree Apartments. Compare these costs with your estimated income and rental and living expenses. Then answer the questions.

Scenario

You have \$500.00 in savings and \$125.00 in cash. You start a full-time job and your take-home pay is \$1,400.00 a month.

You are currently living with your parents and only have to pay a monthly car payment of \$195.00 and a cell phone bill of \$56.00. You also spend about \$100.00 on gas and have been saving \$50.00 a month. That leaves you with about \$800.00 each month for entertainment, food/eating out, personal expenses, and additional savings toward an apartment.

You are anxious to move out on your own. You begin to look at 1 or 2 bedroom apartments at the Pine Woods Apartments to determine whether you can afford it yet.

Pine Woods Apartments: Rental Expenses	1-Bedroom	2-Bedroom
Security Deposit	\$ 500.00	\$ 650.00
Application Fee	\$ 10.00	\$ 10.00
First Month's Rent	\$ 400.00	\$ 550.00
Total to Move In	\$ 910.00	\$1,210.00

Income	
Savings	\$ 500.00
Available Cash	\$ 125.00
Total Initial Funds	\$ 625.00
Total Monthly Funds	\$1,400.00

Estimated Living Expenses if Renting	
Utilities (e.g., water, electric/gas, cable, Internet, and phone)	\$200.00
Food	\$200.00
Car payment	\$195.00
Car insurance	\$ 75.00
Gas	\$100.00
Cell phone	\$ 56.00
Savings	\$ 50.00
Estimated Total	\$876.00

1. Based on your total initial funds, can you afford to move into a 1-bedroom apartment at the Pine Woods Apartments today? *Answer: No; you would need at least \$910.00, and you only have \$625.00.*
2. How much more money would you need to save to move into a 1-bedroom apartment? *Answer: \$285.00.*
3. How long will it take you to save that amount if you continue to save \$50.00 a month? *Answer: 6 months.*
4. Could you afford the monthly rent (for a 1-bedroom apartment) and your estimated expenses based on your

income? *Answer: You could pay for the rent and your expenses. However, you would only have \$124.00 remaining each month for any additional (e.g., entertainment and personal expenses) or unexpected (e.g., medical or car repair bills) expenses.*

5. You and your best friend decide to rent a 2-bedroom apartment together. If you split the costs to move in (security deposit, application fee, and first month's rent), what would it cost each of you to move in, and could you afford it? *Answer: \$605.00. You could afford it, but it would only leave you with \$20.00 until you received your next paycheck. You should save at least \$1,481.00 for the move-in costs and your first month's expenses. It would be better if you had several months' worth of savings as a cushion in case you are unable to work (from illness or injury) or you become unemployed (i.e., laid off or fired).*
6. Could you afford the monthly rent and your expenses if you shared a 2-bedroom apartment? *Answer: Yes. You would have about \$349.00 left each month for any additional (e.g., entertainment and personal expenses) or unexpected (e.g., medical or car repair bills) expenses if you split the rental costs and utilities.*



Do you have any final questions about renting your own space?

20 minutes **Buying a Home**



Homes can be expensive. Therefore, they are often not affordable for a young person who has yet to accumulate savings, demonstrate a steady source of income, and build a credit history.

Buying a Home

- **Mortgage:** a loan provided by a financial institution to buy a house or condo
- **Mortgage Costs:**
 - Closing costs
 - Taxes and insurance
 - Interest




Slide 12: Buying a Home

A *mortgage* is a loan, provided by a financial institution to buy a house or condo. Most first-time homebuyers obtain a mortgage to help finance the home.

You repay the mortgage over long periods of time, usually 15 to 30 years. Before we talk about several different types of loans, let us talk about mortgage costs and how to determine if you are financially ready to buy a house.

Mortgage Costs

The costs involved in buying a home include:

- **Closing costs:** Closing costs are fees associated with buying and settling, or finalizing, your loan. They can include property taxes, broker and attorney fees, inspection fees, title insurance, and many other items.
- **Taxes and Insurance:** You will probably have to pay some taxes up front. The locality (usually county and state) where you live will charge taxes on the property. Taxes are generally paid up front at the time of closing on a mortgage and either once or twice a year thereafter. They can amount to several thousand dollars per year, depending on the value of your house and the state where you live.
You also need homeowner's insurance to protect you financially. Homeowner's insurance will cover you in the event of an accident (e.g., if your house catches on fire, the basement floods in a storm, someone falls or is injured on your property, or if a window breaks due to a flying rock/debris from a lawn mower). You would have to obtain other insurance (e.g., flood or earthquake insurance) separately.
- **Interest:** Interest is the cost of borrowing money. You pay the mortgage company interest every month as a portion of your monthly mortgage payment.

Down Payment

- An initial payment you make when buying a home to help lower your mortgage costs and monthly mortgage payments
- A percentage of the cost of the home
 - Typically between 3 and 20 percent of the purchase price



Slide 13: Buying a Home: Down Payments



Am I Ready to Buy a Home?

- Review the "Am I Ready to Buy a Home" checklist
- Consider the Four Cs:
 - Capacity
 - Capital
 - Character
 - Collateral



Slide 14: Am I Ready to Buy A Home? Refer students to the Am I Ready to Buy a Home? Checklist on page 17 in their Participant Guide.

Down Payment

The down payment is an initial payment you make when buying a home to help lower your mortgage costs and monthly mortgage payments. You will generally pay a percentage of the cost of the home you want to buy. Typically, down payments are between 3 and 20 percent of the purchase price. That means that if you want to purchase a townhouse for \$100,000.00, you will have to pay at least \$3,000.00 up front.

Am I Ready to Buy a Home? Checklist

You must be financially ready to buy a home. You should also be ready personally and professionally. For example, you would not want to buy a home while you are in college, even if you had the money, because your career may take you somewhere else (e.g., another part of the state or another state).

Look at the *Am I Ready to Buy a Home? Checklist* in your Participant Guide.

Ask yourself these questions as you consider whether to buy a home:

- Do I have a steady source of income? This usually means you have a job or other reliable sources of income.
- Have I been employed or received this income on a regular basis for at least 2 or 3 years?
- Do I have a good credit history (good record of repaying debts)?
- Do I have the ability to make the mortgage payment every month and pay additional costs for taxes, insurance, maintenance, and repairs? In addition to this, can I still afford to pay my other bills and debts?
- Do I have money saved for a down payment and closing costs?
- Do I have money saved for emergencies (e.g., if unable to work; for medical expenses; and for home, car, or

appliance repairs)?

These are some questions you need to ask yourself to determine if you are ready to buy a house. If you can answer “yes” to these questions, you might be ready to buy. If you answered “no” to any of the questions, concentrate on strengthening those areas.

Four Cs

Lenders may also ask you some of these questions when you apply for a loan. Lenders use the Four Cs of Loan Decision Making to qualify you for a loan:

- *Capacity* is your present and future ability to meet your payment obligations. This includes whether you have enough income to pay your bills and other debts.
- *Capital* refers to the value of your assets and your net worth.
- *Character* refers to how you have paid bills or debts in the past. Your credit report is one tool lenders use to consider your willingness to repay your debts.
- *Collateral* refers to property or assets offered to secure the loan.

Help for Purchasing

- Homebuyer assistance programs generally lower the costs of buying a home by providing:
 - Down payment assistance, or
 - Reduced interest rates
- Look for city and local government programs
 - Special programs provided for teachers and service personnel

Slide 15: Help for Purchasing

Help for Purchasing

There are a number of different homebuyer assistance programs available, particularly for first-time homebuyers. The programs generally lower the costs of buying a home by providing down payment assistance or reduced interest rates.

Many cities and local governments offer homebuyer assistance programs, especially for people with lower incomes. There are also special government homebuyer assistance programs for teachers and service personnel.



Activity 2: Is Ramón Ready to Buy?

Complete Activity 2 in your Participant Guide

- Read the scenario
- Answer the questions



Slide 16: Activity 2

Refer students to Activity 2: Is Ramón Ready to Buy? on page 19 in their Participant Guide.

Activity 2: Is Ramón Ready to Buy?

Have the students divide themselves into small groups. Give them a few minutes to discuss the scenario and answer the questions. Then talk about their answers as a class. Allow 10 minutes for students to complete the exercise.

Scenario

Ramón has graduated from college. He has begun his career as an engineer. Now he thinks he may be ready to buy a condo or townhouse.

Ramón's gross pay is \$4,100.00 a month and his net, or take-home pay, is \$3,075.00. He has been saving for a down payment and closing costs and has \$4,200.00 saved so far. Ramón contacted his state's Housing Finance Authority and learned about a program that helps first-time homebuyers with their down payment and closing costs. The program matches the amount the buyer has saved to buy a home. That means he would have \$8,400.00 he could put toward a down payment and closing costs. He enrolls in the program and completes several homeownership classes that are part of the program's requirements.

In the middle of his home ownership training, a banker works with Ramón and pre-qualifies him for a maximum mortgage amount of \$165,000.00. *Pre-qualification* is an informal way to find out how much money you can borrow. Ramón is also eligible to pay only a 3 percent down payment because he is a first-time homebuyer.

As a rule of thumb, many people estimate they are able to afford a mortgage of 2 to 3 times their household income. Ramón's annual income is \$49,200.00, so he might be able to afford a mortgage of \$98,400.00 to \$147,600.00.

$$\mathbf{\$49,200.00 \times 2 = \$98,400.00}$$

$$\$49,200.00 \times 2.5 = \$123,000.00$$

$$\$49,200.00 \times 3 = \$147,600.00$$

Keep in mind that if you qualify for a higher amount, that does not mean you can afford or will be comfortable with those monthly payments. Consider your own circumstances and your future financial needs and goals.

Ramón has found a townhouse that he likes. It is listed for \$140,000.00. The lender estimates that Ramón would need \$4,200.00 for a 3 percent down payment and \$7,000.00 (5 percent of house cost) for closing costs.

Ramón's Funds		Purchase Cost	
Down payment	\$4,200.00	Cost of House	\$140,000.00
and closing costs		Down	\$4,200.00
Matched Savings	\$4,200.00	payment	
		Closing Costs	\$7,000.00
Total funds available		Total funds to purchase	
\$8,400.00		\$11,200.00	

1. Does Ramón have enough money for the down payment and closing costs? *Answer: No.*
2. If no, how much more does he need? *Answer: \$2,800.00.*
3. Do you think Ramón is ready to buy a home? If not, what does he need to do be better prepared? *Accept any reasonable answer. For example, Ramón would need to save some additional money to cover the closing costs. However, he may be able to negotiate and have the seller pay some or all of the closing costs. We still do not know enough about Ramón's situation (e.g., whether he can afford the monthly mortgage payment or his debt and savings).*



What questions do you have about being ready to buy a home?

15 minutes The Mortgage Payment



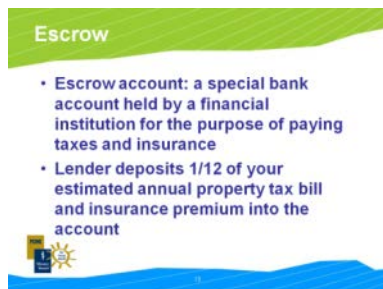
What Makes Up a Mortgage Payment?

A mortgage payment is more than just paying back the amount you owe on a home loan. Your mortgage payment will reflect the following costs:

- **Principal:** the amount applied to the outstanding balance of the loan
- **Interest:** the amount of the charge for borrowing money
- **Taxes:** an amount equal to 1/12th of the estimated annual real estate taxes on the home
- **Insurance:** an amount equal to 1/12th of the annual homeowner’s insurance premium
 - In addition to homeowner’s insurance, this figure may include flood or earthquake insurance.
 - For more information on flood insurance and preparing for disasters, visit www.fema.gov and www.ready.gov.
- **Private Mortgage Insurance (PMI):** if required



Slide 17: What Makes Up a Mortgage Payment?



Slide 18: Escrow

Escrow

Taxes and homeowner’s insurance are often paid from an *escrow account*, which is a special bank account held by a financial institution for the purpose of paying taxes and insurance. When the financial institution calculates your mortgage payment, they include 1/12 of your estimated annual property tax bill and insurance premium. When you pay your mortgage, the lender deposits this portion of your payment into the escrow account so the financial institution can pay the tax

and insurance bills on your behalf when they come due.

In some cases, PMI is required to protect the lender if the buyer does not pay the loan. Although this is paid with the mortgage, it is also deposited into the escrow account and paid to the mortgage insurance company.

You can pay taxes and insurance separately, but you will be responsible for saving money for and paying the tax and insurance bills each year. The bills may total several thousand dollars, so you would only want to pay them separately if you are disciplined enough to save.



Activity 3: Can Ramón Afford a Mortgage?

Complete Activity 3 in your Participant Guide

- Determine the maximum monthly mortgage payment recommended for Ramón



Slide 19: Activity 3

Refer students to Activity 3: Can Ramón Afford a Mortgage? on page 21 in their Participant Guide.

Activity 3: Can Ramón Afford a Mortgage?

Based on the townhouse he wants to buy for \$140,000.00, Ramón's mortgage payment will be approximately \$993.00 per month. Let us see if he can afford that amount.

Lenders usually require the principal, interest, taxes, and insurance (PITI) or your total housing expenses to be less than or equal to 25 to 28 percent of your monthly gross income.

Ramón's monthly gross income is \$4,100.00. What is the maximum monthly mortgage payment recommended for Ramón?

$$\$4,100.00 \times 28 \text{ percent} = \$1,148.00 \text{ or less}$$



What questions do you have about parts of a mortgage payment?

5 minutes Mortgage Shopping



Mortgage Options

Other factors that affect how much mortgage you can afford include the length or term of the mortgage and whether the mortgage has a fixed or variable interest rate. Most mortgages are typically for 15- and 30-year terms. Fifteen-year mortgages allow you to build equity faster and pay less in interest because you make larger monthly payments and borrow less money. If a 30-year mortgage is more affordable, you can receive similar benefits by paying more than your mortgage payment and applying that extra amount toward the loan principal.

Mortgage Options

- Term of mortgage (e.g., 15 or 30 years)
- Fixed or variable interest rate
- Interest-only mortgages
 - Be careful because you generally are not paying down the principal



Slide 20: Mortgage Options

You will also have to choose between a fixed-rate and adjustable-rate mortgage. The interest rate on a fixed-rate mortgage stays the same for the term of the loan. Therefore, your monthly payments are predictable. A fixed-rate mortgage may be a better option for you if you plan to remain in the home for a long period of time.

The interest rate on an adjustable-rate mortgage (ARM) can increase or decrease during the term of the loan. You might have a low rate for an initial period (e.g., 1, 3, 5, 7, or 10 years), and then your payments could increase significantly. These loans may be worthwhile if you:

- Anticipate moving in the near future and are not concerned about potential increases in interest rates that may result in your mortgage payment increasing significantly
- Are reasonably certain your income will increase significantly in the near future.

You may have also heard about interest-only mortgages. With these mortgages, you pay only the interest (not the principal) for a fixed term (generally 5 to 7 years). Then you can:

- Refinance

- Pay the balance in a lump sum
- Start monthly mortgage payments toward the principal

Be very careful with these mortgages because you generally are not paying down the principal, and the interest rate is typically adjustable, meaning the mortgage payments will likely increase over time.

In summary, most homebuyers will find that a 30-year fixed rate mortgage is the safest and most predictable option for their budget.

Shop, Compare, Negotiate

Once you have decided on the type of mortgage you want, there are several steps you can take to get the best price for your mortgage.

- Check advertisements in local newspapers and on the Internet to get an idea of the best deals. Be aware, however, that rates change frequently. Be sure to read the terms and conditions that may apply to offers.
- Contact several lenders on the same day to compare quotes. Do not be afraid to let lenders compete for your business by letting them know you are shopping for the best deal.
- Negotiate for the best price you can get. Ask the lender for better terms than originally quoted. Lenders might offer different prices to different borrowers even with the same qualifications. Ask the lender to waive or reduce one or more of the fees, or agree to a lower rate or fewer *points* (an upfront cost based on a percentage of the loan amount), and make sure the lender does not lower one fee and raise another in its place.
- Make sure the lender gives you all the costs of the loan in writing.
- Use the Annual Percentage Rate (APR) and Loan Estimate to compare all costs.

- The APR includes the interest rate, points, broker fees, and certain other credit charges that the borrower is required to pay.
- The Loan Estimate is an itemized list of the costs and fees associated with your loan, given to you in good faith by your lender or broker. Federal law requires the lender or broker to mail or give you a Loan Estimate within three business days of getting your application



Slide 21: Fair Housing Act

Fair Housing Act

The Fair Housing Act is an important law. This law protects you from discrimination throughout the loan process, from the time you submit a loan application until you receive the final loan approval. It prohibits discrimination on the basis of race, color, religion, sex, national origin, family status (including children under the age of 18 living with parents of legal custodians, pregnant women, and people securing custody of children under the age of 18), or handicap status in housing-related transactions. It also covers you as a renter, beginning from the time you are shopping for a rental property.



Slide 22: Settlement

Settlement

Settlement, also called closing, occurs when the borrower meets with the seller and other representatives to sign the documents that will finalize the sale of the house and any mortgage financing.

An important document that you have a right to receive at least three business days before the settlement meeting takes place is the *Closing Disclosure*. Compare it to the Loan Estimate to see whether there are changes. There is a chart on the third page of the Closing Disclosure, called “Calculating Cash to Close,” that will highlight changes from the Estimate to the final terms. If you do not understand the changes, ask the lender.

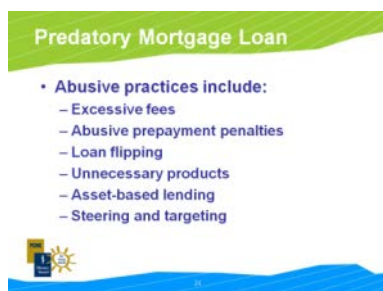
15 minutes **Predatory Lending Practices**



Slide 23: Predatory Lending Practices

Predatory lending occurs when companies offer loan products using sales tactics, propose loan terms that deceive borrowers, and use collection practices that frighten people. Predatory lending has become a serious problem and can occur in any sort of lending practice.

Abusive practices can occur in the mortgage, home equity, credit card, auto lending, and payday lending markets. Most of the problems are not caused by federally insured financial institutions.



Slide 24: Predatory Mortgage Loan

Predatory mortgage loans involve a wide variety of abusive practices, including:

- **Excessive Fees:** Points and fees are costs not directly reflected in interest rates. Because these costs can be financed, they are easy to disguise or downplay. On predatory loans, fees totaling more than 5 percent of the loan amount are common.
- **Abusive Prepayment Penalties:** Borrowers with higher interest loans have a strong incentive to refinance as soon as their credit improves. However, many higher-interest mortgages carry a prepayment penalty—a fee for paying off a loan early. Be careful of prepayment penalties, especially those that last more than 3 years and/or cost more than 6 months' interest.
- **Loan Flipping:** A lender flips a loan by refinancing it several times within a short timeframe to generate fee income, without providing any net tangible benefit to the borrower. Flipping can quickly drain borrower equity and increase monthly payments—sometimes on homes that had been previously owned free of debt.
- **Unnecessary Products:** Sometimes borrowers may pay more than necessary because lenders sell and finance unnecessary insurance or other products along with the

loan.

- **Asset-Based Lending:** Predatory lenders may approve a loan based on the value of a customer's equity in the home, instead of on his or her ability to repay the loan. The lender may later encourage the customer to default so the lender can take ownership of the home.
- **Steering and Targeting:** Predatory lenders may steer borrowers into subprime mortgages even when the borrowers could qualify for a less expensive loan. Vulnerable borrowers may face aggressive sales tactics and sometimes outright fraud.



Activity 4: Predatory Lending Practices

Complete Activity 4 in your Participant Guide

- Read each scenario
- Identify the predatory mortgage lending practices described



Slide 25: Activity 4
Refer students to Activity 4: Indicators of Possible Predatory Lending Practices on page 26 in their Participant Guide.

Activity 4: Predatory Lending Practices

This exercise will give you an opportunity to identify predatory lending practices we just covered. See if you can name the predatory mortgage lending practices in these scenarios.

Scenario 1

Alice had \$10,000.00 in credit card debt when she got a letter offering to refinance her home. The lender never asked for her income. She soon regretted her decision to accept the offer. The \$40,000.00 subprime refinance loan she took out ballooned to \$65,000.00 almost immediately because of prepayment penalties and unanticipated fees.

Answers: Steering and targeting, excessive fees, asset-based lending.

Scenario 2

Jim, 68 years old, took out a mortgage loan on his home in the amount of \$20,334.00. His loan was refinanced six times in 6 years, bringing the final loan amount to nearly \$55,000.00. He paid for credit life insurance all six times, with each premium exceeding \$2,300.00.

Answers: Loan flipping, unnecessary products.

Scenario 3

Laid off after 29 years of working, Katherine was struggling. Although she had a part-time job working in the school cafeteria, she was not earning enough to pay her bills. When she received a call from a man who said he could help her come up with some cash, it seemed like the answer she had been waiting for. The man said he worked for a home improvement company and that he could find her a loan that would both pay for some remodeling on her house and leave enough cash to pay her bills.
Answers: Steering and targeting, asset-based lending.

How to Avoid Predatory Lenders

There are several steps you can take to avoid being a victim of predatory lenders:

- Pay your bills on time to ensure you have a good credit history and review your credit report every year.
- Be an informed consumer. Shop around for the best deal. If a lender is unwilling to give you the information you need to comparison shop, you should not do business with him or her.
- Ask friends, family, and credit counselors for advice. Take someone along with you when you talk to a lender.
- Take your time before deciding on the best loan or lender. Do not let lenders pressure you into a decision before you are ready.
- Be careful of lenders who tell you they do not care about your credit history or how much you earn. Many of these lenders charge higher interest rates and higher fees.
- Disregard advertisements that make lending sound cheap and easy.
- Read and understand all documents before you sign them. Keep copies of what lenders give you.



Do you have any questions about how to spot a predatory mortgage loan?



5 minutes Module Summary



Share or have students read the comic strip on slide 26 or page 28 of their Participant Guide.

Module Summary



Grace has learned how expensive it is to live on her own. Now she is aware of how much she needs to save in order to move out. What have you learned about renting or buying a home?

Have students complete the Knowledge Check and answer any final questions they have.



Slide 26: Module Summary

Module Summary

- Congratulations! You learned about:
- The advantages and disadvantages of renting and buying a home
 - The costs associated with renting or buying a home
 - The questions to ask yourself when deciding if you are ready to have an apartment or home of your own
 - Basic mortgage terms and options
 - Predatory lending practices

Now turn to page 29 in your Participant Guide. Complete the Knowledge Check and see what you have learned today.

What final questions do you have?

Congratulations! You have completed the *A Roof Over Your Head* module. We have covered a lot of information today about how to save for the future. You learned about:

- The advantages and disadvantages of renting and buying a home
- The costs associated with renting or buying a home
- The questions to ask yourself when deciding if you are ready to have an apartment or home of your own
- Basic mortgage terms and options
- Predatory lending practices

You should now be able to make well-informed decisions in the future when determining whether to rent or buy a home.

Slide 27: Module Summary

Review what was covered in the module, and student expectations listed at the beginning, to make sure all student questions have been covered.



Knowledge Check

1. What are the two main costs of owning a home? Select all that apply.
 - a. **Homeowner's insurance**
 - b. Security deposits
 - c. **Real estate taxes**
 - d. Increasing rent
2. You are ready to buy a house when:
 - a. You are tired of living in a rental unit or with family
 - b. **You have determined that you have the financial ability to buy a house**
 - c. You have started a full-time job
 - d. You have your first child
3. Lenders usually require the PITI or your total housing expenses be less than or equal to what percentage of your monthly gross income?
 - a. 30% to 50%
 - b. **25% to 28%**
 - c. 10% to 25%
 - d. 3% to 20%
4. Match each mortgage payment term with the correct definition.

Principal: **b**

Interest: **a**

 - a. The amount of the charge for borrowing money
 - b. The amount applied to the outstanding balance of the loan
5. Which loan would allow you to pay off your mortgage faster and pay less in interest?

- a. 30-year mortgage
 - b. **15-year mortgage**
 - c. Interest-only mortgage
 - d. Adjustable-rate mortgage (ARM)
6. A lease lists:
- a. Your and the landlord's responsibilities for maintaining the property
 - b. The amount of your monthly rent and the due date
 - c. Fees (e.g., additional charges or late fees)
 - d. **All of the above**
7. When might a security deposit be required?
- a. When you sign a rental lease
 - b. When you connect your utilities
 - c. When your rent increases
 - d. **a and b**
8. Other than rent, what additional fees might you have to pay when renting?
- a. **Pet fees**
 - b. Closing costs
 - c. Interest
 - d. Down payment
9. Greg has graduated from college and has held a steady job for 2 years. He is ready to move into a place of his own after living with roommates. He has saved about 10 percent of the price of a home in the neighborhood he is interested in. Which is the best choice for him?
- a. Continue renting because he does not have enough saved to buy a house
 - b. **Buy a house because he can potentially build equity and perhaps save on federal income taxes**
 - c. Continue renting because he can save on federal income taxes
-

- d. Buy a house because he will have less expenses and responsibilities than renting
10. What type of program might help Greg buy a house?
- a. **Homebuyers assistance program**
 - b. Homeowners insurance program
 - c. Homeowners investment program
11. Costs of renting an apartment include which of the following?
- a. **Security deposit**
 - b. Interest payment
 - c. **Rent payment**
 - d. Mortgage payment
12. When renting, you should spend no more than ____ percent of your gross income:
- a. 20%
 - b. 25%
 - c. 28%
 - d. **30%**
13. When determining if you are ready to buy a home, a lender will look at your credit history and how you have paid bills or debts in the past. This refers to your:
- a. Capacity
 - b. Capital
 - c. **Character**
 - d. Collateral
14. Which law protects you from discrimination throughout the loan process when buying a home?
- a. **Fair Housing Act**
 - b. Truth in Lending Act
 - c. Fair Credit Reporting Act
 - d. Real Estate Settlement Procedures Act
-

Glossary

Adjustable-rate Mortgage (ARM): A mortgage in which the interest rate can increase or decrease during the term of the loan.

Annual Percentage Rate (APR): The cost of credit as a yearly rate. The APR includes the interest rate, points, broker fees, and certain other credit charges that the borrower is required to pay.

Closing costs: Fees associated with buying and settling, or finalizing, your loan.

Collateral: Property or assets offered to secure the loan.

Down payment: A set percentage of the cost of the home you want to buy to show the bank and the seller that you are serious about purchasing the house.

Escrow Account: An account used to hold money and pay for property taxes and homeowners insurance as part of your mortgage payment.

Equity: The value of the home minus the amount you owe on it.

Fair Housing Act: An act that prohibits discrimination on the basis of race, color, religion, sex, national origin, family status (including children under the age of 18 living with parents of legal custodians, pregnant women, and people securing custody of children under the age of 18), or handicap status in housing-related transactions.

Fixed-rate Mortgage: A mortgage in which the interest rate stays the same for the term of the loan.

Interest: The charge for, or cost of, borrowing money.

Interest-Only Mortgage: A mortgage in which you pay only the interest (not the principal) on the mortgage in monthly payments for a fixed term.

Loan Estimate: The law requires that lenders/brokers give you an estimate of the costs and fees associated with your loan within 3 business days of receiving your application.

Mortgage: A loan to finance the purchase of real estate, usually with specified payment periods and interest rates.

Mortgage Insurance: An amount to be paid that is equal to 1/12th of the annual homeowner's insurance premium.

Points: Charges paid by the borrower at settlement or added to the mortgage amount. One point equals 1 percent of the loan amount.

Pre-approval: A commitment from the lender to lend you money.

Pre-qualification: An informal way to find out how much mortgage you can obtain.

Predatory Lending: A practice of using certain marketing tactics, collection practices, and loan terms that deceive and exploit borrowers.

Principal: The amount applied to the outstanding balance of the loan.

Private mortgage insurance (PMI): An amount added to the mortgage payment, in some cases, that guarantees the loan will be paid for by the mortgage insurance company if the homeowner defaults, or fails to pay the mortgage (for the benefit of the lender not borrower).

Refinance: A process by which an existing home loan is paid off and replaced with a new loan.

Security deposit: Money you give to the landlord when you sign the lease. The lease must state what the security deposit will be used for, and whether or not it is given back to the renter when he or she moves out.

Settlement: When the borrower meets with the seller and other representatives to sign the documents that will finalize the sale of the house and any mortgage financing.

Taxes: An amount equal to 1/12th of the estimated annual real estate taxes on the home.

Traditional Mortgage: A 15- or 30-year mortgage with a fixed or variable interest rate.

Utilities: Services of living, including electricity, water, gas, phone, cable TV, and Internet access.

For Further Information

Federal Deposit Insurance Corporation (FDIC)

www.fdic.gov/consumer

1-877-ASK-FDIC (275-3342)

Visit the FDIC's website for additional information and resources on consumer issues. For example, every issue of the quarterly *FDIC Consumer News* provides practical hints and guidance on how to become a smarter, safer user of financial services. Also, the FDIC's Consumer Response Center is responsible for investigating all types of consumer complaints about FDIC-supervised institutions and responding to consumer inquiries about consumer laws and regulations and banking practices.

Consumer Financial Protection Bureau

<http://www.consumerfinance.gov/owning-a-home/>

1-855-411-2372

The Consumer Financial Protection Bureau, or CFPB, has great resources to help home buyers and mortgage shoppers such as worksheets, tools to compare loan offers, and a checklist to review as you approach closing.

U.S. Financial Literacy and Education Commission

www.mymoney.gov

1-888-My-Money (696-6639)

MyMoney.gov is the U.S. Government's website dedicated to teaching all Americans about financial education. Whether you are planning to buy a home, balance your checkbook, or invest in your 401k the resources on MyMoney.gov can help you.

Federal Consumer Information Center

www.pueblo.gsa.gov

1-800-688-9889

The Federal Consumer Information Center (FCIC) provides free online consumer information to help the public. The FCIC produces the Consumer Action Handbook, which helps citizens find the best sources for assistance with consumer issues.

Department of Housing and Urban Development

www.hud.gov

1-800-669-9777

The HUD website offers educational resources on buying and renting homes.